

How to Use Tradytics Live Options Flow Tool

A comprehensive guide on how to gauge
market sentiment using Tradytics Live
Options Flow tool

What is Tradytics

We are an **Artificial Intelligence Driven** trading platform that develops a wide variety of tools to help you get an edge in the market.



Where is the edge?

We analyze **over a million data points** every day from options flow, intraday stocks data, news, insiders trades, and more.


Based on this analysis, our proprietary AI algorithms extract useful information that helps us gauge market directions well before time.

Our toolkit

Markets and Individual Tickers

MARKET DASHBOARD

 Stocks


 Crypto

TICKER DASHBOARDS

 Stocks

 Options


 Crypto


 Tradytics AI

Options AI Tools

OPTIONS

 Live Options Flow


 Options Psychic

 Options Droid

 Bullseye

Stocks, Crypto AI Tools

STOCKS

 Stock Prophet

 Clairvoyant

CRYPTO

 Cryptonite

INVESTING


 AI Portfolios

 Eiten


Scanners, News, Miscellaneous

SCANNERS

 Trady Scanner

 Back Tester


RESEARCH

 Trade Sent

HELP

 Performance

 Discord Bots

 Education

 FAQs

Our toolkit

Markets and
Individual Tickers

Options AI
Tools

Stocks, Crypto
AI Tools

Scanners, News,
Miscellaneous

Our most frequently asked question
How do I understand so many tools?

MARKET DASHBOARDS

Stocks

Crypto

TICKER DASHBOARDS

Stocks

Options

Crypto

Tradytics AI

OPTIONS

Live Options Flow

Options Scanner

Options Dropper

Bullseye

STOCKS

Stock Properties

Crypto

CRYPTO

Cryptonite

INVESTING

AI Portfolios

Eiten

SCANNERS

Tradyl Scanner

Back Tester

RESEARCH

Trade Sent

HELP

Performance

Discord Bots

Education

FAQs



TRADYTICS
AI Driven Trading

Our toolkit

Solution

Onboarding traders based on their preferences of what would they like to do e.g day trading, swing trading etc

This Guide

Markets and
Individual Tickers

Options AI
Tools

Stocks, Crypto
AI Tools

Scanners, News,
Miscellaneous

MARKET DASHBOARD

OPTIONS

STOCKS

SCANNERS

Stocks

Crypto

TICKER DASHBOARDS

Stocks

Options

Crypto

Tradytics AI

Options Psychic

Clairvoyant

CRYPTO

INVESTING

AI Portfolios

Eiten

Trady Scanner

Back Tester

Trade Sent

HELP

Performance

Discord Bots

Education

FAQs

This guide is about people who
want to **manually analyze options
flow to gauge market sentiment**



TRADYTICS
AI Driven Trading

Live Options Flow



Q Enter Stock Symbol...



MARKET DASHBOARD

Stocks

Options

Crypto

TICKER DASHBOARDS

Stocks

Options

Crypto

Tradytics AI

OPTIONS

Live Options Flow

Options Psychic

Options Droid

Bullseye

STOCKS

Stock Prophet

Clairvoyant

CRYPTO

Cryptonite

INVESTING

AI Portfolios

Eiten

SCANNERS

Live Options Flow

Analyze live options flow to anticipate and gauge market sentiment and get ahead of others.

23-November-2020

OPTIONS FLOW FILTERS

Your Watchlist Calls Puts AboveAsk BelowBid In the Money Volume > OI Short Expiry LEAPS >\$5 Million Upcoming Earnings Clear Filters

DASHBOARD	TIME	SYMBOL	TYPE	SENTIMENT	STRIKE	STOCK	EXPIRY	VOLUME	OI	BIDASK	PREMIUM	LABEL
					Search	Search	Search	Search	Search	Search	Search	
	2020-11-23 16:16:01	SPY	CALL		280	357.55	12/21/2020	15	0	77.83	116K	
	2020-11-23 16:15:56	SPY	PUT		350	357.55	12/11/2020	500	50853	3.31	165K	
	2020-11-23 16:14:27	VXX	PUT		16	18.36	6/18/2021	126	639	3.6	45K	
	2020-11-23 16:14:03	SPY	PUT		339	357.48	12/18/2020	500	18103	2.84	142K	
	2020-11-23 16:14:01	SPY	CALL		358	357.48	11/27/2020	890	6525	1.88	167K	
	2020-11-23 16:14:00	SPY	CALL		358	357.48	11/25/2020	898	4329	1.44	129K	
	2020-11-23 16:09:24	SPY	CALL		360	357.42	2/19/2021	100	5810	11.83	118K	
	2020-11-23 16:09:16	SPY	PUT	▲	355	357.42	1/15/2021	133	20615	10.06	133K	
	2020-11-23 16:09:15	SPY	CALL		320	357.42	1/15/2021	133	17694	39.78	529K	
	2020-11-23 16:09:15	SPY	CALL	▲	355	357.42	1/15/2021	133	36325	11.34		

Chat with us



Live Options Flow



Q Enter Stock Symbol...



MARKET DASHBOARD

- Stocks
- Options
- Crypto

TICKER DASHBOARDS

- Stocks
- Options
- Crypto
- Tradytics AI

OPTIONS

- Live Options Flow
- Options Psychic
- Options Droid
- Bullseye

STOCKS

- Stock Prophet
- Clairvoyant

CRYPTO

- Cryptonite

INVESTING

- AI Portfolios
- Eiten

SCANNERS

Live Options Flow

Analyze live options flow to anticipate and gauge market sentiment and get ahead of others.

Buttons to filter options flow

23-November-2020

OPTIONS FLOW FILTERS

Your Watchlist Calls Puts AboveAsk BelowBid In the Money Volume > OI Short Expiry LEAPS >\$5 Million Upcoming Earnings Clear Filters

DASHBOARD	TIME	SYMBOL	TYPE	SENTIMENT	STRIKE	STOCK	EXPIRY	VOLUME	OI	BIDASK	PREMIUM	LABEL
					Search	Search	Search	Search	Search	Search	Search	
+	2020-11-23 16:16:01	SPY	CALL		280	357.55	12/21/2020	15	0			
+	2020-11-23 16:15:56	SPY	PUT		350	357.55	12/11/2020	500	508			
+	2020-11-23 16:14:27	VXX	PUT		16	18.36	6/18/2021	126	639	3.6	45K	
+	2020-11-23 16:14:03	SPY	PUT		339	357.48	12/18/2020	500	18103	2.84	142K	
+	2020-11-23 16:14:01	SPY	CALL		358	357.48	11/27/2020	890	6525	1.88	167K	
+											29K	
+											18K	
+	2020-11-23 16:09:16	SPY	PUT	▲	355	357.42	1/15/2021	133	20615	10.06	133K	
+	2020-11-23 16:09:15	SPY	CALL		320	357.42	1/15/2021	133	17694	39.78	529K	
+	2020-11-23 16:09:15	SPY	CALL	▲	355	357.42	1/15/2021	133	36325	11.34		

Column-wise search

Expandable dashboard to show more info about the contract

Chat with us



Live Options Flow

Live Options Flow

Analyze live options flow to anticipate and gauge market sentiment and get ahead of others.

23-November-2020

OPTIONS FLOW FILTERS

Your Watchlist Calls Puts AboveAsk BelowBid In the Money Volume > OI Short Expiry LEAPS >1\$ Million Upcoming Earnings Clear Filters

DASHBOARD	TIME	SYMBOL	TYPE	SENTIMENT	STRIKE	STOCK	EXPIRY	VOLUME	OI	BIDASK	PREMIUM	LABEL
					Search	Search	Search	Search	Search	Search	Search	
+	2020-11-23 16:16:01	SPY	CALL		280	357.55	12/21/2020	15	0	77.83	116K	
+	2020-11-23 16:15:5	SPY	PUT		350	357.55	12/11/2020	500	50853	3.31	165K	
+	2020-11-23 16:14:27	VXX	PUT		16	18.36	6/18/2021	126	639	3.6	45K	
+			PUT		339	357.48	12/18/2020	500	1810			
+	2020-11-23 16:14:01	SPY	CALL		358	357.48	11/27/2020	890	6525	1.88	167K	
+	2020-11-23 16:14:00	SPY	CALL		358	357.48	11/25/2020	898	4329	1.44	129K	
+	2020-11-23 16:09:2	SPY	CALL		360	357.42	2/19/2021	100	5810	11.83	118K	
+	2020-11-23 16:09:16	SPY	PUT		355	357.42	1/15/2021	133	20615	10.06	133K	

What are these colors?

What are these colors?

Live Options Flow

Live Options Flow

Analyze live options flow to anticipate and gauge market sentiment and get ahead of others.

23-November-2020

OPTIONS FLOW FILTERS

Your Watchlist Calls Puts AboveAsk BelowBid In the Money Volume > OI Short Expiry LEAPS >\$1 Million Upcoming Earnings Clear Filters

DASHBOARD	TIME	SYMBOL	TYPE	SENTIMENT	STRIKE	STOCK	EXPIRY	VOLUME	OI	BIDASK	PREMIUM	LABEL
					Search	Search	Search	Search	Search	Search	Search	
+	2020-11-23 16:16:01	SPY	CALL		280	357.55	12/21/2020	15	0	77.83	116K	
+	2020-11-23 16:15:5	SPY								31	165K	
+	2020-11-23 16:14:27	VXX								6	45K	
+			PUT		339	357.48	12/18/2020	500	1810			
+	2020-11-23 16:14:01	SPY	CALL		358	357.48	11/27/2020	890	6525	1.88	167K	
+	2020-11-23 16:14:00	SPY	CALL		358	357.48	11/25/2020	898	4329	1.44	129K	
+	2020-11-23 16:09:2	SPY	CALL		360	357.42	2/19/2021	100	5810	11.83	118K	
+	2020-11-23 16:09:16	SPY	PUT		355	357.42	1/15/2021	133	20615	10.06	133K	

The colors **match the colors of the filter buttons** and indicate the presence of the filter in the flow

What are these colors?

What are these colors?

Live Options Flow

Live Options Flow

Analyze live options flow to anticipate and gauge market sentiment and get ahead of others.



23-November-2020

OPTIONS FLOW FILTERS

DASHBOARD

TIME



SYMBOL

TYPE

SENTIMENT

- **PUT is sold**, bullish sentiment
- **CALL is bought**, bullish sentiment
- **PUT bought, CALL sold**, bearish sentiment

Your Watchlist Calls Puts AboveAsk BelowBid In the Money Volume > OI Short Expiry LEAPS >1\$ Million Upcoming Earnings Clear Filters

STRIKE STOCK EXPIRY VOLUME OI BIDASK PREMIUM LABEL

Search

Search

Search

Search

Search

Search

Search

280	357.55	12/21/2020	15	0	77.83	116K	
350	357.55	12/11/2020	500	50853	3.31	165K	
16	18.36	6/18/2021	126	639	3.6	45K	
339	357.48	12/18/2020	500	18103	2.84	142K	
358				6525	1.88	167K	
358				4329	1.44	129K	
360	357.42	2/19/2021	100	5810	11.83	118K	
355	357.42	1/15/2021	133	20615	10.06	133K	

How to interpret sentiment

The PUT contract is sold here



Live Options Flow

Live Options Flow

Analyze live options flow to anticipate and gauge market sentiment and get ahead of others.

23-November-2020

OPTIONS FLOW FILTERS

Your Watchlist Calls Puts AboveAsk BelowBid In the Money Volume > OI Short Expiry LEAPS **>1\$ Million** Upcoming Earnings Clear Filters

DASHBOARD	TIME	SYMBOL	TYPE	SENTIMENT	STRIKE	STOCK	EXPIRY	VOLUME	OI	BIDASK	PREMIUM	LABEL
					Search	Search	Search	Search	Search	Search	Search	
🟢	2020-11-23 16:03:46	NEE	PUT		90	74.46	12/18/2020	998	1004	15.75	1.6M	■
🟢	2020-11-23 16:03:30	BLNK	PUT		25	32.73	1/15/2021	1731	54	6.1	1.1M	■
🟢	2020-11-23 16:02:12	AMZN	PUT		3100	3097.28	12/18/2020	101	1772	101.15	1.0M	■
🟢	2020-11-23 16:02:10	AMZN	CALL		3135	3097.28	11/27/2020	505	233	20.3	1.0M	■
🟢	2020-11-23 16:01:54	XOM	CALL		42.5	39.38	7/16/2021	5500	204	3.05	1.7M	■
🟢	2020-11-23 16:01:53	XOM	CALL	🟢	35	39.38	1/15/2021	5510	19723	5.17	2.9M	■
🟢	2020-11-23 16:00:43	TSLA	CALL		520	521.77	11/27/2020	1213	7168	13.18	1.6M	■
🟢	2020-11-23 15:59:08	PLTR	PUT		21	20.98	1/15/2021	4501	74	4.15	1.9M	■

Only look at flow where the trade had over 1 million spent on the contract

Use of filters

Live Options Flow

Live Options Flow

Analyze live options flow to anticipate and gauge market sentiment and get ahead of others.

24-November-2020

OPTIONS FLOW FILTERS

Your Watchlist

Calls

Puts

AboveAsk

BelowBid

In the Money

Volume > OI

Short Expiry

LEAPS

>1\$ Million

Upcoming Earnings

Clear Filters

DASHBOARD

TIME

SYMBOL

TYPE

SENTIMENT

STRIKE

STOCK

EXPIRY

VOLUME

OI

BIDASK

PREMIUM

LABEL

Search

Search

12/21/2

Search

Search

Search

Search

2020-11-23 16:16:01

SPY

CALL

280

357.55

12/21, 2020

15

0

77.83

116K

2020-11-23 11:37:17

SPY

CALL

357

355.65

12/21, 2020

395

234

6.26

247K

2020-11-23 10:33:03

SPY

PUT

358

356.49

12/21, 2020

155

479

8.84

137K

2020-11-23 10:22:34

SPY

PUT

357

357.24

12/21, 2020

700

488

7.89

552K

2020-11-23 09:44:45

SPY

PUT

357

357.8

12/21, 2020

300

488

7.69

230K

2020-11-23 09:41:37

SPY

PUT

357

357.62

12/21, 2020

300

488

7.77

233K

Showing 1 to 6 of 6 entries (filtered from 25,302 total entries)

Previous

1

Next

Only look at expiration dates 12/21/2020 (Example of column-wise filtering)

Use of filters

Live Options Flow

DASHBOARD	TIME	SYMBOL	TYPE	SENTIMENT	STRIKE	STOCK	EXPIRY	VOLUME	OI	BIDASK	PREMIUM	LABEL
					<input type="text" value="Search"/>	<input type="text" value="Search"/>	<input type="text" value="Search"/>	<input type="text" value="Search"/>	<input type="text" value="Search"/>	<input type="text" value="Search"/>	<input type="text" value="Search"/>	
🟢	2020-11-23 16:16:01	SPY 🔗	CALL		280	357.55	12/21/2020	15	0	77.83	116K	🟢
					350	357.55	12/11/2020	500	50853	3.31	165K	🟢
🟢	2020-11-23 16:14:27	SPY 🔗	PUT		16	18.36	6/18/2021	126	639	3.6	45K	🟢
🔴	2020-11-23 16:14:03	SPY 🔗	PUT		339	357.48	12/18/2020	500	18103	2.84	142K	🟢

Expandable dashboard to get more details about each contract

\$SPY Contract Dashboard

Type = PUT, Strike = 339, Expiration = 12/18/2020.

INTRADAY PRICE CHART

1-Minute Close Prices of the ticker SPY. These are stock prices, not contract.



Live Options Flow

TODAY'S CONTRACT VOLUME

Timeseries of the intraday volume of the given contract.



TODAY'S CONTRACT PREMIUMS

Timeseries of the intraday premiums of the given contract.



HISTORICAL DAILY CONTRACT VOLUME

Historical daily total volume of the contract in the last few days.



HISTORICAL DAILY CONTRACT PREMIUMS

Historical daily total premiums of the contract in the last few days.



There's more content in the dashboard

Aggregate Options Flow

Want to explore the flow for all the contracts of a stock? We have an **options dashboard** entirely for this purpose

Live Options Flow

Analyze live options flow to anticipate and gauge market sentiment and get ahead of others.

📅 24-November-2020

OPTIONS FLOW FILTERS

[Your Watchlist](#) [Calls](#) [Puts](#) [AboveAsk](#) [BelowBid](#) [In the Money](#) [Volume > OI](#) [Short Expiry](#) [LEAPS](#) [>\\$1 Million](#) [Upcoming Earnings](#) [Clear Filters](#)

DASHBOARD	TIME	SYMBOL	TYPE	SENTIMENT	STRIKE	STOCK	EXPIRY	VOLUME	OI	BIDASK	PREMIUM	LABEL
					<input type="text" value="Search"/>	<input type="text" value="Search"/>	<input type="text" value="12/21/2"/>	<input type="text" value="Search"/>	<input type="text" value="Search"/>	<input type="text" value="Search"/>	<input type="text" value="Search"/>	
🟢	2020-11-23 16:16:01	SPY 🔗	CALL		280	357.55	12/21/2020	15	0	77.83	116K	🟢🔴
🟢	2020-11-23 11:3						12/21/2020	395	234	6.26	247K	🟢🔴
🟢	2020-11-23 10:3						12/21/2020	155	479	8.84	137K	🟢🔴
🟢	2020-11-23 10:22:34	SPY 🔗	PUT	🟢	357	357.24	12/21/2020	700	488	7.89	552K	🟢🔴🔴
🟢	2020-11-23 09:44:45	SPY 🔗	PUT	🔴	357	357.8	12/21/2020	300	488	7.69	230K	🟢🔴
🟢	2020-11-23 09:41:37	SPY 🔗	PUT		357	357.62	12/21/2020	300	488	7.77	233K	🔴

Showing 1 to 6 of 6 entries (filtered from 25,302 total entries)

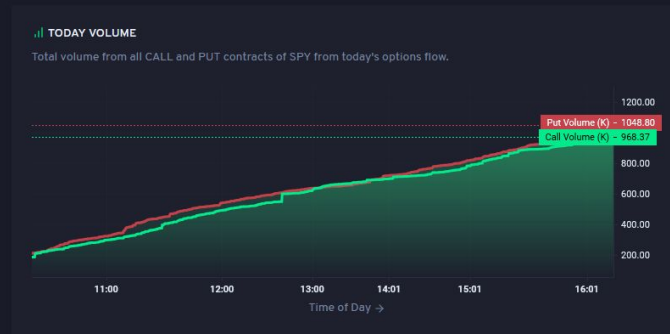
Previous 1 Next

Click on the link icon to go to options dashboard for SPY

Aggregate Options Flow

Want to explore the flow for all the contracts of a stock? We have an **options dashboard** entirely for this purpose

This is very useful information, learn to use it



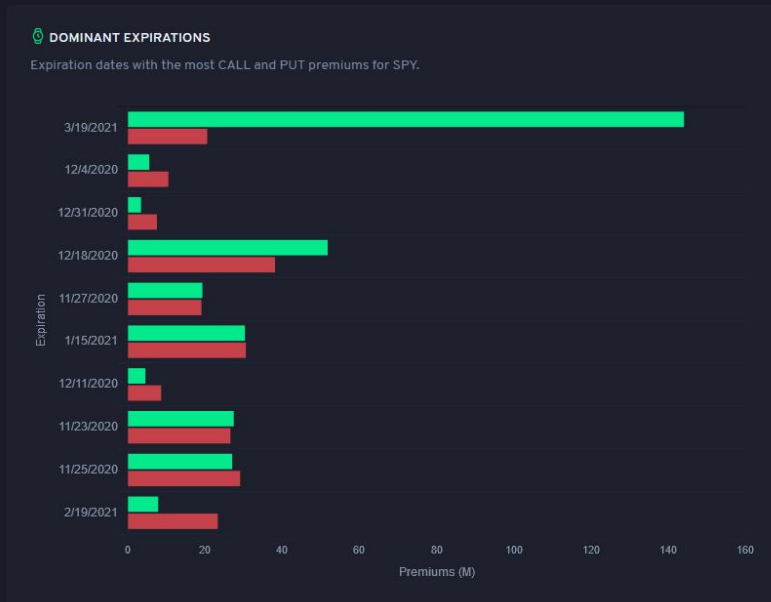
Chat with us



Aggregate Options Flow

Want to explore the flow for all the contracts of a stock? We have an **options dashboard** entirely for this purpose

This can help
in analyzing
short and
longer term
flow



Aggregate Options Flow

Want to explore the flow for all the contracts of a stock? We have an **options dashboard** entirely for this purpose



Analyzing Options Flow

BABA Example # 1

The price of \$BABA did not move at all on November 23rd, 2020 but there were tons of unusual CALLs in the options flow

Live Options Flow

Analyze live options flow to anticipate and gauge market sentiment and get ahead of others.

24-November-2020

OPTIONS FLOW FILTERS												
Your Watchlist Calls Puts AboveAsk BelowBid In the Money Volume > OI Short Expiry LEAPS >15 Million Upcoming Earnings Clear Filters												
DASHBOARD	TIME	SYMBOL	TYPE	SENTIMENT	STRIKE	STOCK	EXPIRY	VOLUME	OI	BIDASK	PREMIUM	LABEL
					Search	Search	Search	Search	Search	Search	Search	
🟢	2020-11-23 15:50:02	BABA	CALL		230	270.85	12/4/2020	100	53	40.98	409K	
🟢	2020-11-23 14:29:31	BABA	CALL		230	270.19	12/4/2020	91	53	40.35	367K	
🟢	2020-11-23 14:22:44	BABA	CALL		230	270.5	12/4/2020	110	53	40.77	448K	
🟢	2020-11-23 14:03:37	BABA	PUT		325	270.43	7/16/2021	15	0	67.58	101K	
🟢	2020-11-23 13:52:09	BABA	CALL		230	270.51	12/4/2020	100	53	40.75	407K	
🟢	2020-11-23 13:50:38	BABA	CALL		272.5	270.41	12/18/2020	230	0	9.3	213K	
🟢	2020-11-23 13:22:08	BABA	CALL		230	270.86	12/4/2020	97	53	41.08	398K	
🟢	2020-11-23 12:59:56	BABA	CALL		272.5	270.75	12/18/2020	200	0	9.32	186K	
🟢	2020-11-23 12:38:37	BABA	PUT		270	270.8	11/19/2021	100	0	41.38	413K	
🟢	2020-11-23 12:34:45	BABA	CALL		230	270.95	12/4/2020	80	53	41.38		
🟢	2020-11-23 12:19:44	BABA	CALL		230	270.56	12/4/2020	100	53	41.08	410K	

Chat with us

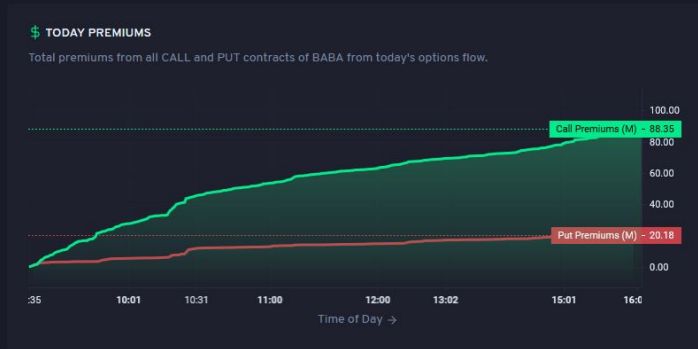


TRADYTICS
AI Driven Trading

Analyzing Options Flow

BABA Example # 1

Looking at options dashboard, it is clear that CALL activity is very high



Chat with us 🗨️



TRADYTICS
AI Driven Trading

Analyzing Options Flow

BABA Example # 1

Looking at options dashboard, it is clear that CALL activity is very high

DOMINANT EXPIRATIONS

Expiration dates with the most CALL and PUT premiums for BABA.



DOMINANT STRIKES

Strike prices with the most CALL and PUT premiums for BABA.



Analyzing Options Flow

BABA Example # 1

Looking at options dashboard, it is clear that CALL activity is very high

OPTIONS HEATMAP

Top 25 BABA contracts in terms of the volume and premium spent.

EXPIRY	STRIKE	CALLORPUT	PREMIUMS	VOLUME	OI
12/4/2020	230.0	CALL	6.87M	1.65K	53
12/18/2020	270.0	CALL	5.75M	5.83K	13972
11/27/2020	270.0	CALL	4.83M	10.42K	5562
1/15/2021	280.0	CALL	3.77M	3.31K	33451
11/27/2020	272.5	CALL	3.09M	8.79K	2873
12/18/2020	270.0	PUT	2.78M	2.58K	12048
11/27/2020	220.0	CALL	2.72M	534	3340
1/15/2021	300.0	CALL	2.69M	4.9K	60285
11/27/2020	275.0	CALL	2.64M	8.32K	6043
3/19/2021	280.0	PUT	2.52M	930	3975
2/19/2021	270.0	CALL	2.32M	1.09K	2845
1/15/2021	270.0	CALL	2.19M	1.41K	21457

Showing 1 to 12 of 25 entries

Previous 1 2 3 Next

Chat with us



TRADYTICS
AI Driven Trading

Analyzing Options Flow

BABA Example # 1

Based on so much **CALL activity**, we can assume that investors are very bullish on \$BABA right now.

Analyzing Options Flow

GME Example # 2

Live Options Flow

Analyze live options flow to anticipate and gauge market sentiment and get ahead of others.



24-November-2020

OPTIONS FLOW FILTERS

Your Watchlist

Calls

Puts

AboveAsk

BelowBid

In the Money

Volume > OI

Short Expiry

LEAPS

>1\$ Million

Upcoming Earnings

Clear Filters

DASHBOARD

TIME



SYMBOL

TYPE

SENTIMENT

STRIKE



STOCK

EXPIRY



VOLUME



OI



BIDASK



PREMIUM

LABEL

Search

Search

Search

Search

Search

Search

Search



2020-11-23 15:54:32

GME

PUT

14

13.74

12/18/2020

4002

4319

2.59

1.0M



2020-11-23 15:54:32

GME

PUT

16.5

13.74

12/18/2020

5147

0

4.2

2.2M



2020-11-23 15:26:20

GME

PUT

16

13.91

12/18/2020

4002

453

3.73

1.5M



Showing 1 to 3 of 3 entries (filtered from 25,302 total entries)

Previous

1

Next

Highest contracts on November 23rd, 2020 were all **PUTs**. Let us see how the options dashboard looks like



TRADYTICS
AI Driven Trading

Analyzing Options Flow

GME Example # 2

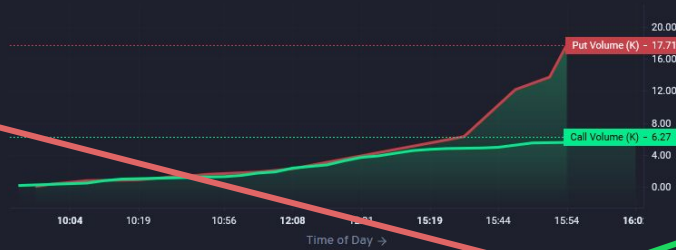
\$ TODAY PREMIUMS

Total premiums from all CALL and PUT contracts of GME from today's options flow.



📊 TODAY VOLUME

Total volume from all CALL and PUT contracts of GME from today's options flow.



← HISTORICAL PREMIUMS

Total daily premiums for GME from the last few days.



▲ HISTORICAL VOLUME

Total daily volume for GME from the last few days.



CALLs have dominated the last few days but not today. PUTs dominated today in both volume and premiums

Chat with us



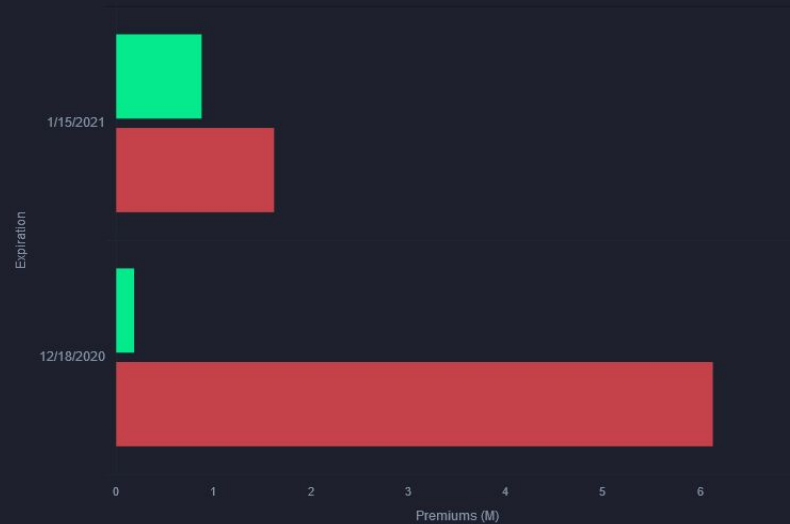
TRADYTICS
AI Driven Trading

Analyzing Options Flow

GME Example # 2

DOMINANT EXPIRATIONS

Expiration dates with the most CALL and PUT premiums for GME.



DOMINANT STRIKES

Strike prices with the most CALL and PUT premiums for GME.



All expiries and strikes have higher **PUT premiums** today. That might indicate bearish movement soon

Analyzing Options Flow

GME Example # 2

 **OPTIONS HEATMAP**
Top 25 GME contracts in terms of the volume and premium spent.

EXPIRY	STRIKE	CALLORPUT	PREMIUMS	VOLUME	OI
12/18/2020	16.5	PUT	2.88M	7.0K	0
12/18/2020	16.0	PUT	1.49M	4.0K	453
12/18/2020	14.0	PUT	1.04M	4.0K	4319
1/15/2021	15.0	PUT	800.05K	2.0K	8716
12/18/2020	13.0	PUT	696.0K	4.0K	4877
1/15/2021	20.0	PUT	313.27K	390	869
1/15/2021	9.0	CALL	303.18K	596	1535
7/16/2021	14.0	CALL	205.38K	414	22
1/15/2021	10.0	CALL	187.0K	400	13080
1/15/2021	19.0	PUT	141.57K	198	150
1/15/2021	18.0	PUT	139.06K	219	123
1/15/2021	15.0	CALL	137.67K	542	18227

Showing 1 to 12 of 25 entries

Previous 1 2 3 Next

Chat with us 



Most of the activity was on PUTs

Analyzing Options Flow

GME Example # 2

Based on so much **PUT activity**, we can assume that investors are very bearish on \$GME right now.

Some tips on using options flow

- Look for stocks where **volume and premium is significantly higher than the last few days**
- Analyze how traders are **interacting with strikes and expiration dates**. That can indicate short and long term trends
 - If there are more CALL premiums short term and PUT premiums on longer term expiries, that can indicate a short term bullish trend and longer term bearish
- Keep an eye on **unusual short term orders**, those can sometimes catch large moves
- It's better to **skip small premium (< 50k) orders** because that's usually retail traders

Thank You

Shoot us a message on our discord if you need more help