

How to Use Tradytics Research Tools

A comprehensive guide on how to use Tradytics research tools to build strategies, read about companies, and do research

What is Tradytics

We are an **Artificial Intelligence Driven** trading platform that develops a wide variety of tools to help you get an edge in the market.



Where is the edge?

We analyze **over a million data points** every day from options flow, intraday stocks data, news, insiders trades, and more.


Based on this analysis, our proprietary AI algorithms extract useful information that helps us gauge market directions well before time.

Our toolkit

Markets and Individual Tickers

MARKET DASHBOARD

 Stocks


 Crypto

TICKER DASHBOARDS

 Stocks


 Options

 Crypto

 Tradytics AI

Options AI Tools

OPTIONS

 Live Options Flow

 Options Psychic

 Options Droid

 Bullseye


Stocks, Crypto AI Tools

STOCKS

 Stock Prophet


 Clairvoyant

CRYPTO

 Cryptonite


INVESTING


 AI Portfolios

 Eiten


Scanners, News, Miscellaneous

SCANNERS

 Trady Scanner

 Back Tester


RESEARCH

 Trade Sent

HELP

 Performance

 Discord Bots

 Education

 FAQs

Our toolkit

Markets and
Individual Tickers

Options AI
Tools

Stocks, Crypto
AI Tools

Scanners, News,
Miscellaneous

Our most frequently asked question
How do I understand so many tools?

MARKET DASHBOARDS

Stocks

Crypto

TICKER DASHBOARDS

Stocks

Options

Crypto

Tradytics AI

OPTIONS

Live Options Flow

Options Drops

Options Dro

Bullseye

STOCKS

Stock Propri

Options

CRYPTO

Cryptonite

INVESTING

AI Portfolios

Eiten

SCANNERS

Trady Scanner

Back Tester

RESEARCH

Trade Sent

HELP

Performance

Discord Bots

Education

FAQs



TRADYTICS
AI Driven Trading

Our toolkit

Markets and Individual Tickers

Options AI Tools

Stocks, Crypto AI Tools

Scanners, News, Miscellaneous

Solution

Onboarding traders based on their preferences of what would they like to do e.g day trading, swing trading etc

MARKET DASHBOARD

OPTIONS

STOCKS

SCANNERS

Stocks

Options Flow

AI Tools

Scanner

Crypto

AI Tools

Back Tester

TICKER DASHBOARD

Options Droid

CRYPTO

RESEARCH

Stocks

Options

Cryptonite

Trade Sent

Options

INVESTING

HELP

Crypto

AI Portfolios

Performance

Tradytics AI

Eiten

Discord Bots

Education

FAQs

This Guide

Markets and
Individual Tickers

Options AI
Tools

Stocks, Crypto
AI Tools

Scanners, News,
Miscellaneous

This guide is about some of our
stock research tools that you can
use in your trading

Largest Insider Trading

LARGE INSIDER TRANSACTIONS

Large & latest insider transactions.

FILEDAT	TICKER	BUY/SELL	SHARES	AMOUNT
2020-11-24	BH	Buy	23.61K	2.59M
2020-11-20	ASH	Buy	4.72K	202.39K
2020-11-20	J	Buy	5.70K	600.08K
2020-11-20	CAR	Buy	104.90K	3.68M
2020-11-18	TEN	Buy	22.62K	200.67K

An important rule for analyzing insider trading

“People can sell due to many reasons. However, they buy only because of one reason - they have positive expectations from the company”

Sector Rotations & Options Flow

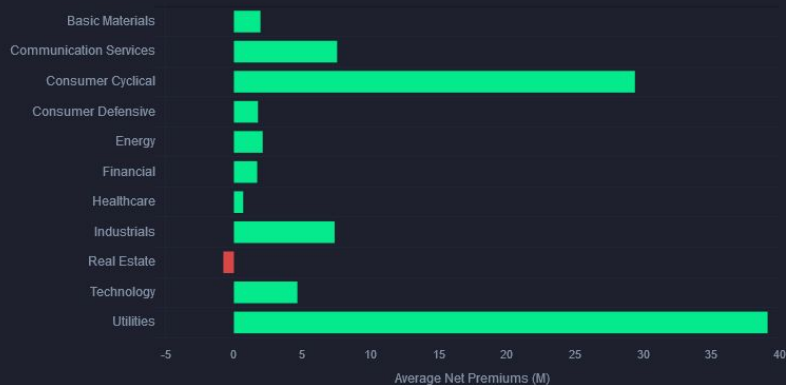
SECTOR FLOW VOLUME

Average net volume for each sector. Net volume is the difference between call and put volume.



SECTOR FLOW PREMIUMS

Average net premiums for each sector. Net premium is the difference between call and put premiums.



Usually, options flow can predict incoming sector rotations. This is a useful widget in our **Options Flow Market Dashboard**

Algorithmic Support and Resistance Lines

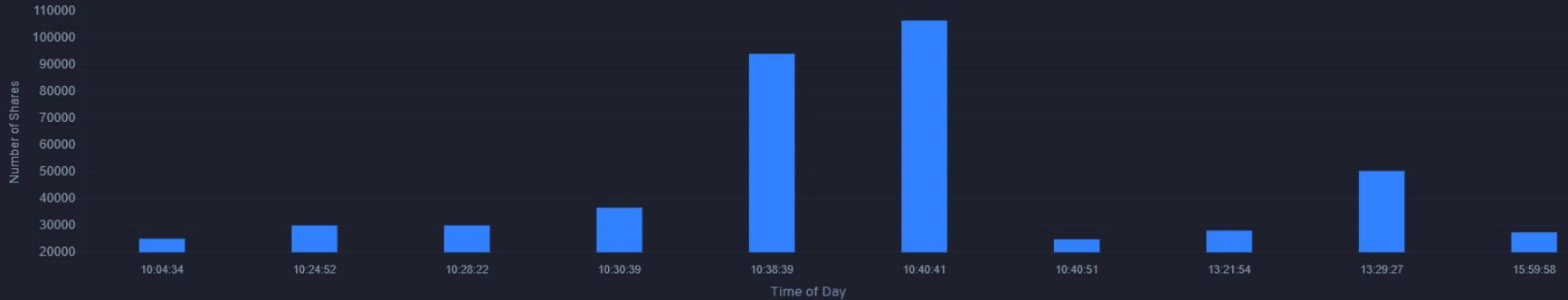


Plenty of professional traders use SR lines in their trading strategies. Our **S/R line feature** can create SR lines for both daily and intraday data.

Unusually Large Block Trades

☆ LARGEST BLOCK TRADES

Unusually large trades today. Large block trades can sometimes precede a big price move.



Unusually large block trades can sometimes indicate a big move soon

Correlations and Cointegrations

» MOST CORRELATED STOCKS

Stocks that move in the same direction as AAPL.

☆	\$XLK	High Correlation	0.92
↗	\$QQQ	High Correlation	0.92
↗	\$TQQQ	High Correlation	0.92
↗	\$IWF	High Correlation	0.90
↗	\$VONG	High Correlation	0.90

<> MOST UNCORRELATED STOCKS

Stocks that move in the opposite directions to AAPL. These are good for hedging and risk management.

☆	\$SQQQ	Low Correlation	-0.92
↘	\$BIS	Low Correlation	-0.71
↘	\$VGSB	Low Correlation	-0.50
↘	\$IEI	Low Correlation	-0.49
↘	\$VGIT	Low Correlation	-0.49

↔ MOST COINTEGRATED STOCKS

Stocks with high cointegration with AAPL. These can be used in pairs trading or with mean reversion strategies.

☆	\$RTH	High Cointegration	0.86
↗	\$IWF	High Cointegration	0.82
↗	\$IUSG	High Cointegration	0.80
↗	\$XLK	High Cointegration	0.78
↗	\$SMH	High Cointegration	0.73

Stocks with lowest correlation can be used as hedges to your positions

Cointegration helps in pair trading strategy

Monte Carlo Simulations



Monte carlo method is used to predict future price ranges based on historical data. This is better used to look at the **lower and higher limits (risk reward)** to gauge how the price might move in the next few weeks.

Technical Indicator Backtesting

Trading Strategies Backtester

Backtest your favorite technical analysis based strategies with our backtester.

📅 25-November-2020

Symbol

Buy Strategy

Technical Indicator

Pre-made

Sell Strategy

Technical Indicator

Pre-made

Before following any technical indicator, it is better to backtest it and actually see how successful it has been in the past

Important News Events

Trade Sent

AI driven curation of important daily news for over 5000 stocks.



25-November-2020

NEWS FILTERS

[Your Watchlist](#) [Bullish](#) [Bearish](#) [Merger&Acquisition](#) [Risk](#) [Market](#) [Appointment](#) [Sales](#) [Rumors](#) [Clear Filters](#)

DATE	TICKER	SOURCE	TITLE	SENTIMENT	LABELS
2020-11-25 00:49	ETH	Fintech Zoom	Ethereum – Greater than 15 million new Ethereum “hodlers” have joined the community up to now yr anticipating a large ...	0.133	Appointment
2020-11-25 00:47	TSLA	Free Malaysia Today	Tesla's stock market value accelerates past US\$500 bil mark	0.257	Market
2020-11-25 00:32	FE	Seeking Alpha	FirstEnergy cut to junk at all three major ratings firms (NYSE:FE)	-0.112	Strategy
2020-11-25 00:24	PLX	Stockhead	Plexure enters the ASX; shares commence trading slightly up - Stockhead	0.527	Stock
2020-11-25 00:06	BMO	Investing.com	Canaccord Genuity Stick to Their Buy Rating for Bank Of Montreal	0.236	Merger & Acquisition

You can filter for the type of news you want and our AI will do the rest. This is another excellent tool to research companies

Thank You

Shoot us a message on our discord if you need more help