

Long Term Investing with Tradytics

A comprehensive guide on how to invest
in stock market for the long term using
Tradytics AI tools

What is Tradytics

We are an **Artificial Intelligence Driven** trading platform that develops a wide variety of tools to help you get an edge in the market.



Where is the edge?

We analyze **over a million data points** every day from options flow, intraday stocks data, news, insiders trades, and more.


Based on this analysis, our proprietary AI algorithms extract useful information that helps us gauge market directions well before time.

Our toolkit

Markets and Individual Tickers

MARKET DASHBOARD

 Stocks


 Crypto

TICKER DASHBOARDS

 Stocks


 Options


 Crypto

 Tradytics AI

Options AI Tools

OPTIONS

 Live Options Flow

 Options Psychic

 Options Droid

 Bullseye

Stocks, Crypto AI Tools

STOCKS

 Stock Prophet

 Clairvoyant

CRYPTO

 Cryptonite


INVESTING


 AI Portfolios

 Eiten


Scanners, News, Miscellaneous

SCANNERS

 Trady Scanner

 Back Tester


RESEARCH

 Trade Sent

HELP

 Performance

 Discord Bots

 Education

 FAQs

Our toolkit

Markets and
Individual Tickers

Options AI
Tools

Stocks, Crypto
AI Tools

Scanners, News,
Miscellaneous

Our most frequently asked question
How do I understand so many tools?

MARKET DASHBOARDS

Stocks

Crypto

TICKER DASHBOARDS

Stocks

Options

Crypto

Tradytics AI

OPTIONS

Live Options Flow

Options Dropper

Bullseye

STOCKS

Stock Properties

CRYPTO

Cryptonite

INVESTING

AI Portfolios

Eiten

SCANNERS

Trady Scanner

Back Tester

RESEARCH

Trade Sent

HELP

Performance

Discord Bots

Education

FAQs



TRADYTICS
AI Driven Trading

Our toolkit

Markets and Individual Tickers

Options AI Tools

Stocks, Crypto AI Tools

Scanners, News, Miscellaneous

Solution

Onboarding traders based on their preferences of what would they like to do e.g day trading, swing trading etc

MARKET DASHBOARD

OPTIONS

STOCKS

SCANNERS

Stocks

Options Flow

AI Tools

Scanner

Crypto

AI Tools

Back Tester

TICKER DASHBOARD

Options Droid

CRYPTO

RESEARCH

Stocks

Options Droid

Cryptonite

Trade Sent

Options

INVESTING

HELP

Crypto

AI Portfolios

Performance

Tradytics AI

Eiten

Discord Bots

Education

FAQs

This Guide

Markets and
Individual Tickers

Options AI
Tools

Stocks, Crypto
AI Tools

Scanners, News,
Miscellaneous

MARKET DASHBOARD

OPTIONS

STOCKS

SCANNERS

Stocks

This guide is about people who
want to **invest in the stock
market for the long term**

Crypto

TICKER DASHBOARDS

CRYPTO

RESEARCH

Stocks

Options

Crypto

Tradytics AI

INVESTING

AI Portfolios

Eiten

Trade Sent

HELP

Performance

Discord Bots

Education

FAQs



TRADYTICS
AI Driven Trading

Part 1: *What* to invest in?

The most important
investing rule

**“Only the most *consistently*
profitable companies garner
consistent returns”**

Part 1: *What* to invest in?

AI Portfolios

Every two months, we post our **6 AI portfolios** that are meant to beat the market

www.tradytics.com/ai-portfolios

Part 1: *What* to invest in?

Tradytics AI Portfolios

Our quarterly and monthly specialized AI driven portfolios.

📅 23-November-2020

Stocks to have in your portfolio

Portfolio performance since it was posted on our website

MARKET

DIA,QQQ,XLF,XL I,XRT

0.67% ↑

ALPHA

DHR,GOOGL,MD LZ,PFE,SPCE

30.11% ↑

33.98% ↑

39.68% ↑

MINRISK

F,GM,JBLU,MRN A,MS

25.33% ↑

ACB,MET,MGM,M RNA,NCLH

17.21% ↑

MARKET WEIGHTS

Proportion of each stock in the portfolio. Negative weights indicate shorting.



ALPHA WEIGHTS

Proportion of each stock in the portfolio. Negative weights indicate shorting.



GENETIC WEIGHTS

Proportion of each stock in the portfolio. Negative weights indicate shorting.



Info about how much capital to put and whether to short or go long on the stock

Part 1: *What* to invest in?

Eiten


Portfolio construction tool that takes as input the stocks of your choice and gives you a portfolio allocation for them

www.tradytics.com/eiten

Part 1: *What* to invest in?

Create your portfolio

Use our custom built strategies to build portfolios from your own choice of stocks.

 23-November-2020

Enter stocks to build your portfolio

Add one stock at a time.

Ticker Symbol

Add

Clear All

TSLA FB QQQ AAPL

Generate Portfolios

SHARPE RATIO

0.090

MAXIMUM DAILY RETURN

3.09%

MAXIMUM DAILY RISK

-3.37%

BACKTEST RETURNS

54.62%

FORWARD RETURNS

0.75%

SIMULATED RETURNS

4.86%

Historical statistics of the portfolio allocation that the tool has found for you

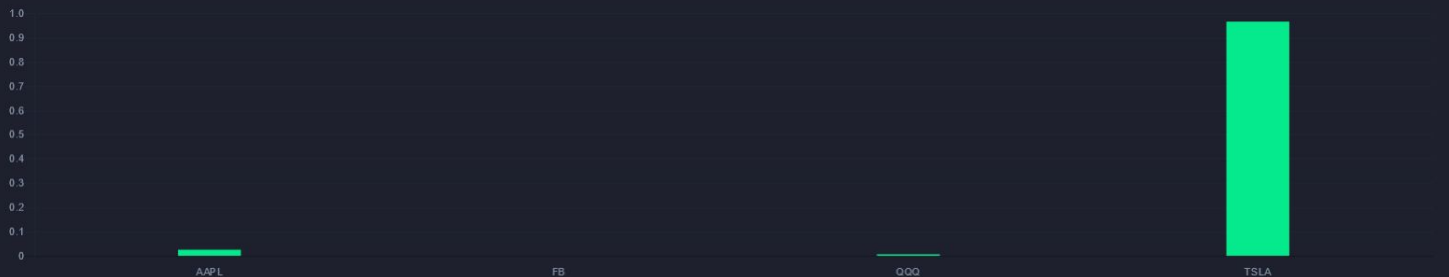
Part 1: *What* to invest in?

Different strategies

Alpha Genetic MinRisk MaxSharpe Exponential

PORTFOLIOS WEIGHTS

Weight of each stock in the portfolio. Negative weights denote shorting the stock.



Historical returns

← BACKTEST RESULTS

Backtest results on historical data going back up to two years.



⚙️ SIMULATED PORTFOLIO RETURNS

30 day future simulated returns using monte carlo simulation.



Chat with us



Part 1: *What* to invest in?

Scany

Scany is Tradytics Scanner that scans over 5000 stocks every day and finds setups based on different criteria.

www.tradytics.com/scany

Part 1: *What* to invest in?

Tradytics Scanners

Scan stocks with our top alerts.

 23-November-2020

Filter using your own criteria

Custom Filters

Min Price	Max Price	Min Volume	Max Volume	Min Change
<input type="text" value="Min Price..."/>	<input type="text" value="Max Price..."/>	<input type="text" value="Minimum Volume..."/>	<input type="text" value="Minimum Max..."/>	<input type="text" value="Minimum Change..."/>
Marketcap	Sector	Analysts	PE Ratio	Profit Margin
<input type="text" value="Any Choice"/>	<input type="text" value="Any Choice"/>	<input type="text" value="Any Choice"/>	<input type="text" value="Any Choice"/>	<input type="text" value="Any Choice"/>

Tradytics Scanners

<input type="button" value="Golden Cross"/>	<input type="button" value="MACD Divergence"/>	<input type="button" value="RSI Divergence"/>	<input type="button" value="Strong Uptrend"/>	<input type="button" value="Strong Downtrend"/>	<input type="button" value="Yearly Highs"/>	<input type="button" value="High Volume Change"/>	<input type="button" value="Value Zone"/>	
<input type="button" value="At Support"/>	<input type="button" value="At Resistance"/>	<input type="button" value="Synthetic VIX"/>	<input type="button" value="Als Agree"/>	<input type="button" value="Cup and Handle"/>	<input type="button" value="Volatility Squeeze"/>	<input type="button" value="Daily Breakout"/>	<input type="button" value="Your Watchlist"/>	<input type="button" value="Clear Filters"/>

Tradytics filters

Part 1: *What* to invest in?

Tradytics Scanners

Scan stocks with our top alerts.

📅 23-November-2020

Filter using your own criteria

Custom Filters

Min Price	Max Price	Min Volume	Max Volume	Min Change
<input type="text" value="Min Price..."/>	<input type="text" value="Max Price..."/>	<input type="text" value="Minimum Volume..."/>	<input type="text" value="Minimum Max..."/>	<input type="text" value="Minimum Change..."/>
Marketcap	Sector	Analysts	PE Ratio	Profit Margin
<input type="text" value="Any Choice"/>	<input type="text" value="Any Choice"/>	<input type="text" value="Any Choice"/>	<input type="text" value="Any Choice"/>	<input type="text" value="Any Choice"/>

Filter for profitable companies using these filters

Golden Cross ⓘ MACD Divergence ⓘ RSI Divergence ⓘ Volume Change ⓘ Value Zone ⓘ
At Support ⓘ At Resistance ⓘ Synthetic Vix ⓘ AIs Agree ⓘ Cup and Handle ⓘ Volatility Squeeze ⓘ Daily Breakout ⓘ Your Watchlist Clear Filters

Part 1: *What* to invest in?

Tradytics Scanners

Scan stocks with our top alerts.

📅 23-November-2020

Custom Filters

Min Price	Max Price	Min Volume	Max Volume	Min Change
<input type="text" value="Min Price..."/>	<input type="text" value="Max Price..."/>	<input type="text" value="Minimum Volume..."/>	<input type="text" value="Max Volume..."/>	<input type="text" value="Minimum Change..."/>
Marketcap	Sector	Analysts	PE Ratio	Profit Margin
<input type="button" value="100 Million to 1 Billion"/>	<input type="button" value="Any Choice"/>	<input type="button" value="Buy"/>	<input type="button" value="Positive"/>	<input type="button" value="Any Choice"/>

Tradytics Scanners

- Golden Cross
- MACD Divergence
- RSI Divergence
- Strong Uptrend
- Strong Downtrend
- Yearly Highs
- High Volume Change
- Value Zone
- At Support
- At Resistance
- Synthetic VIX
- Als Agree
- Cup and Handle
- Volatility Squeeze
- Daily Breakout
- Your Watchlist
- Clear Filters

Symbol	Alerts	Volume	RelVolume	Market Cap	PE Ratio	Analyst	Profit Margin	Alerts
ACBI 🔗		94.85K	1.591	308.57M	16.3	Buy	N/A	strong uptrend
ACLS 🔗		186.89K	1.407	811.87M	17.78	Buy	0.05	monthly high strong uptrend
AJX 🔗		139.97K	0.909	188.49M	9.86	Buy	0.279	strong uptrend
AMRK 🔗	Financial	58.48K	0.705	203.31M	6.66	Buy	0.006	strong downtrend
AMSWA 🔗	Technology	149.95K	1.151	508.97M	64.73	Buy	0.058	strong uptrend

The link icon opens stock dashboard

Let's go there

Filtering on **market cap** and **analysts recommendation**

Part 2: *When* to invest?

Important buttons to know

Daily Data Intraday Data S/R Lines Entry Exits

SACBI DAILY CHART



20 SMA	14.61
50 SMA	13.18
	16.59
	14.00
	12.00
	10.00
	8.00
	94.85K

Our entry and exit engine can give you exact entries if you don't want to go through the effort of finding it yourself

More Research Tools for Investing

Tradytics AI Dashboard

\$AAPL Tradytics AI Summary

Results from all our AI tools combined into a single dashboard.

STOCK PROPHET

Bearish

56.3% ↓

OPTIONS PSYCHIC

Bearish

51.7% ↓

OPTIONS DROID

Bearish

75.7% ↓

Short term predictions (weeklies)

COMBINED TOOLS PREDICTION

Combined future prediction from all the tradytics AI tools.

80.6%

DIRECTION ● TOOLS

Bearish 3

SIMULATED PRICES

Future simulated prices using Monte Carlo Estimation.



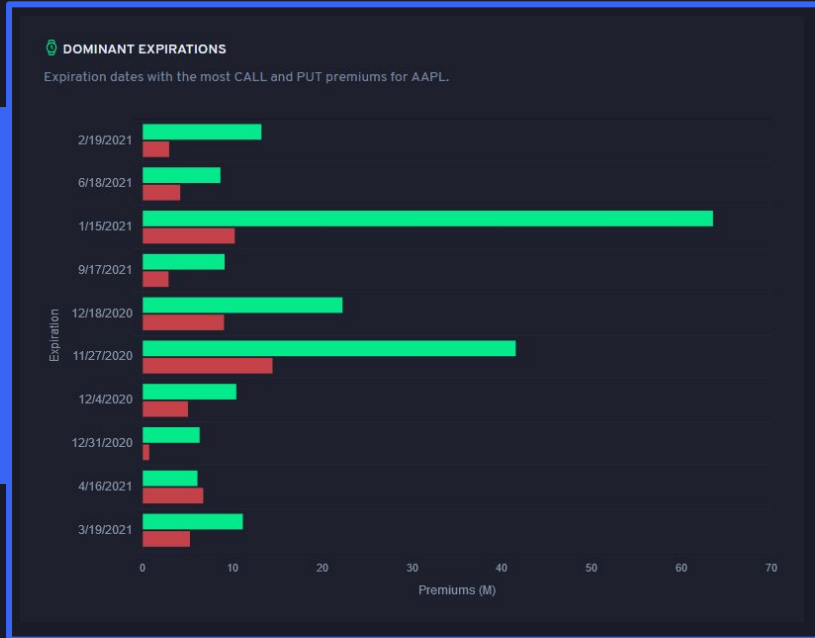
We care about this, all 3 lines should be in the same direction

Monthly price potential trajectory

More Research Tools for Investing

Options Flow Analysis

Long term
expiries
should
have more
CALLs
flow



More Research Tools for Swing Trading

It also helps to go over some of the recent **important news** articles before swinging a stock.

Trade Sent

AI driven curation of important daily news for over 5000 stocks.

📅 23-November-2020

NEWS FILTERS

[Your Watchlist](#) [Bullish](#) [Bearish](#) [Merger&Acquisition](#) [Risk](#) [Market](#) [Appointment](#) [Sales](#) [Rumors](#) [Clear Filters](#)

DATE	TICKER	SOURCE	TITLE	SENTIMENT	LABELS
2020-11-23 21:05	BIG	PR Newswire	Big Lots To Report Third Quarter Results On December 4, 2020	-0.026	Sales
2020-11-23 21:02	NTNX	Business Wire	Nutanix Reports First Quarter Fiscal 2021 Financial Results	-0.026	Sales
2020-11-23 21:02	AAPL	Seeking Alpha	Grand jury indicts Apple security chief for allegedly trading iPads for weapon permits (NASDAQ:AAPL)	0.019	Appointment
2020-11-23 21:01	ETH	Zero Hedge	Dollar Jumps, Gold Dumps, As Massive Short-Squeeze Sends 'Greed' Near 2020 Highs	0.37	Stock
2020-11-23 21:01	PYPL	ZyCrypto	PayPal CEO Dan Schulman Reveals Bullish Stance On Bitcoin + ZyCrypto	0.108	Appointment
2020-11-23 21:00	PLAN	Business Wire	Anaplan Announces Appointment of Brooke Major-Reid to its Board of Directors	0.133	Appointment
2020-11-23 20:59	AMZN	AOL	Black Friday is the best time to finally buy a new desk – here are the 7 best deals	0.236	Merger & Acquisition
2020-11-23 20:59	AMZN	AOL	Amazon shoppers say these \$150 noise-canceling headphones offer 'better quality' than Bose	0.133	Rumors

Thank You

Shoot us a message on our discord if you need more help